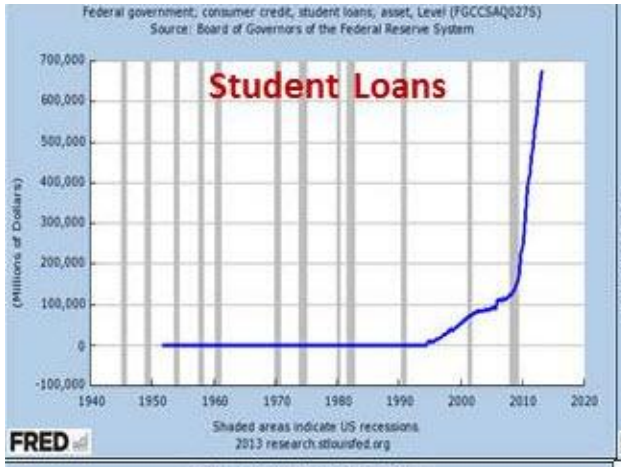
Federal government; consumer credit, student loans; asset, Level (FGCCSAQ027S)
Source: Board of Governors of the Federal Reserve System
Student Loans
(Millions of Dollars)
Shaded areas indicate US recessions.
2013 research.stlouisfed.org
FRED

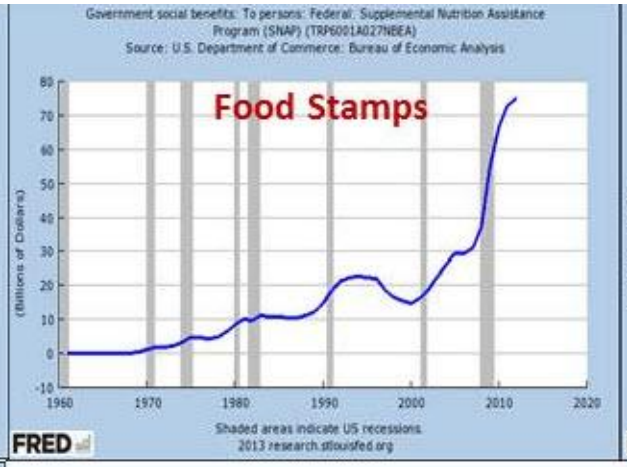
Government social benefits: To persons: Federal: Supplemental Nutrition Assistance Program (SNAP) (TRP6001A027NBEA)
Source: U.S. Department of Commerce: Bureau of Economic Analysis
Food Stamps
(Billions of Dollars)
Shaded areas indicate US recessions.
2013 research.stlouisfed.org
FRED

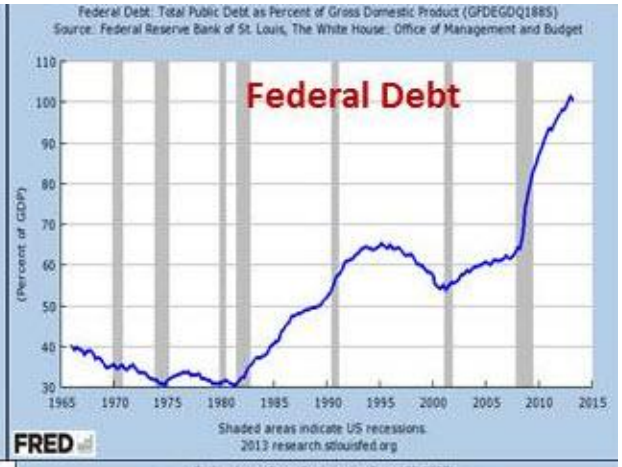
Federal Debt: Total Public Debt as Percent of Gross Domestic Product (GFDEGDQ188S)
Source: Federal Reserve Bank of St. Louis, The White House: Office of Management and Budget
Federal Debt
(Percent of GDP)
Shaded areas indicate US recessions.
2013 research.stlouisfed.org
FRED

St. Louis Adjusted Monetary Base (BASE)
Source: Federal Reserve Bank of St. Louis
Money Printing
(Billions of Dollars)
Shaded areas indicate US recessions.
2013 research.stlouisfed.org
FRED

Health Insurance CPI
(Bureau of Labor Statistics)
Health Insurance Costs

Civilian Labor Force Participation Rate (CIVPART)
Source: U.S. Department of Labor: Bureau of Labor Statistics
Labor Force Participation
(Percent)
Shaded areas indicate US recessions.
2013 research.stlouisfed.org
FRED

WASCUR/GDP
Workers' Share of Economy
(Bil. of $/Bil. of $)
Shaded areas indicate US recessions.
2013 research.stlouisfed.org
FRED

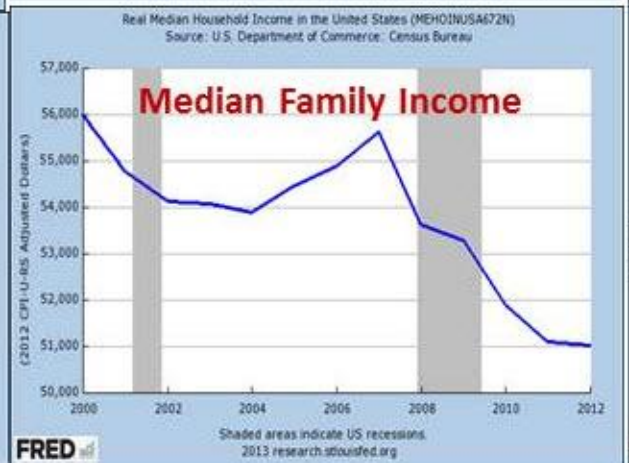
Real Median Household Income in the United States (MEHOINUSA672N)
Source: U.S. Department of Commerce: Census Bureau
Median Family Income
(2012 CPI-U-RS Adjusted Dollars)
Shaded areas indicate US recessions.
2013 research.stlouisfed.org
FRED

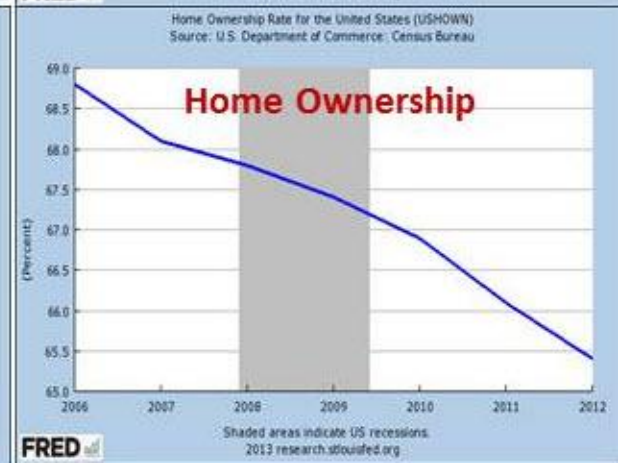
Home Ownership Rate for the United States (USHOWN)
Source: U.S. Department of Commerce: Census Bureau
Home Ownership
(Percent)
Shaded areas indicate US recessions.
2013 research.stlouisfed.org
FRED